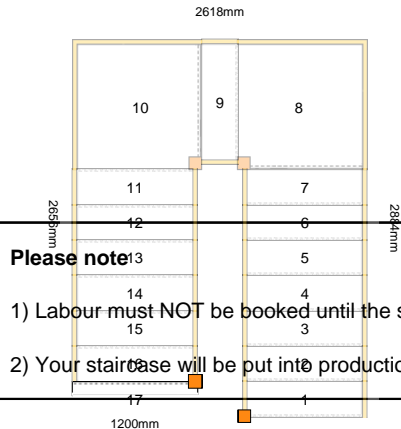
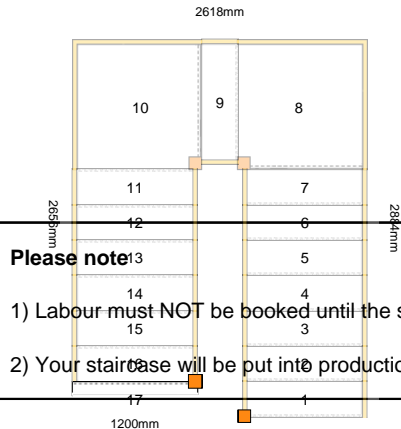


Stair Type:	Double Staircase
Building Regulations:	UK
Number of Treads in Flight One:	7
Turn One Direction:	Left
Number of Treads in Turn One:	1
Number of Treads in Flight Two:	1
Turn Two Direction:	Left
Number of Treads in Turn Two:	1
Number of Treads in Flight Three:	6
Rise:	3200mm
Number of Risers:	17
Tread Type:	Closed tread construction
String Material:	32mm Redwood Pine (Furniture Grade)
Tread Material:	22mm MDF Treads
Riser Material:	22mm MDF Risers
Winder Tread Material:	22mm MDF Treads
Individual Rise:	188.22mm
Going:	250mm
Overall String Width:	1200mm
Nosing Style:	Half Round
Top Left Newel:	90mm x 90mm Pine
Bottom Left Newel:	90mm x 90mm Pine
Newel Type:	PSE Newel
Newel Material:	90mm x 90mm Pine
Assembly:	Assembled
Est. Delivery Date:	from 04 Mar 21 to 08 Mar 21
Reference:	Ground To First



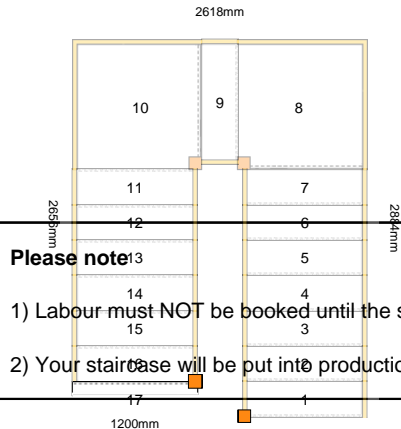
- 1) Labour must NOT be booked until the staircase is delivered.
- 2) Your staircase will be put into production within 24 hrs of placing this order and will be produced according to this drawing.

Stair Type:	Double Staircase
Building Regulations:	UK
Number of Treads in Flight One:	7
Turn One Direction:	Left
Number of Treads in Turn One:	1
Number of Treads in Flight Two:	1
Turn Two Direction:	Left
Number of Treads in Turn Two:	1
Number of Treads in Flight Three:	6
Rise:	3200mm
Number of Risers:	17
Tread Type:	Closed tread construction
String Material:	32mm Redwood Pine (Furniture Grade)
Tread Material:	22mm MDF Treads
Riser Material:	22mm MDF Risers
Winder Tread Material:	22mm MDF Treads
Individual Rise:	188.22mm
Going:	250mm
Overall String Width:	1200mm
Nosing Style:	Half Round
Top Left Newel:	90mm x 90mm Pine
Bottom Left Newel:	90mm x 90mm Pine
Newel Type:	PSE Newel
Newel Material:	90mm x 90mm Pine
Assembly:	Assembled
Est. Delivery Date:	from 04 Mar 21 to 08 Mar 21
Reference:	First To Second



- Please note**
- 1) Labour must NOT be booked until the staircase is delivered.
 - 2) Your staircase will be put into production within 24 hrs of placing this order and will be produced according to this drawing.

Stair Type:	Double Staircase
Building Regulations:	UK
Number of Treads in Flight One:	7
Turn One Direction:	Left
Number of Treads in Turn One:	1
Number of Treads in Flight Two:	1
Turn Two Direction:	Left
Number of Treads in Turn Two:	1
Number of Treads in Flight Three:	6
Rise:	3200mm
Number of Risers:	17
Tread Type:	Closed tread construction
String Material:	32mm Redwood Pine (Furniture Grade)
Tread Material:	22mm MDF Treads
Riser Material:	22mm MDF Risers
Winder Tread Material:	22mm MDF Treads
Individual Rise:	188.22mm
Going:	250mm
Overall String Width:	1200mm
Nosing Style:	Half Round
Top Left Newel:	90mm x 90mm Pine
Bottom Left Newel:	90mm x 90mm Pine
Newel Type:	PSE Newel
Newel Material:	90mm x 90mm Pine
Assembly:	Assembled
Est. Delivery Date:	from 04 Mar 21 to 08 Mar 21
Reference:	Second To Third



Please note

- 1) Labour must NOT be booked until the staircase is delivered.
- 2) Your staircase will be put into production within 24 hrs of placing this order and will be produced according to this drawing.

